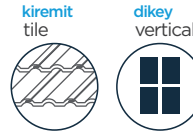


KİREMİT ÇATI PROFİLİ DİKEY TAM BOY / TILE ROOF PROFILE VERTICAL FULL LENGTH



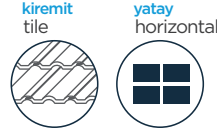
Uzunluk / Length	: 210 cm
Ebat / Dimensions	: 40x40 mm
Ağırlık / Weight	: 0,923 kg/m



KİREMİT ÇATI PROFİLİ / TILE ROOF PROFILE



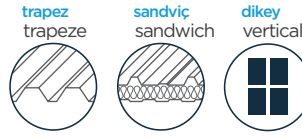
Uzunluk / Length	: 175 cm
Ebat / Dimensions	: 40x40 mm
Ağırlık / Weight	: 0,923 kg/m



SANDVIÇ VEYA TRAPEZE UYGUN TAM BOY PROFİL / FULL SIZE PROFILE SUITABLE FOR SANDWICH OR TRAPEZE



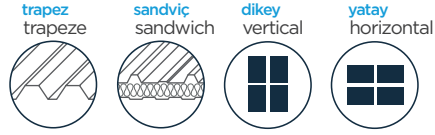
Uzunluk / Length	: 210 cm
Ebat / Dimensions	Ağırlık / Weight
80x55 mm	0,947 kg/m
90x60 mm	1,063 kg/m
90x80 mm	1,215 kg/m
90x100 mm	1,446 kg/m



SANDVIÇ VEYA TRAPEZ UYGUN PROFİL / SANDWICH OR TRAPEZE SUITABLE PROFILE



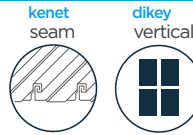
Uzunluk / Length	: 30 - 60 cm
Ebat / Dimensions	Ağırlık / Weight
80x55 mm	0,947 kg/m
90x60 mm	1,063 kg/m
90x80 mm	1,215 kg/m
90x100 mm	1,446 kg/m



KENET ÇATI PROFİLİ DİKEY TAM BOY / STANDING SEAM PROFILE VERTICAL FULL LENGTH



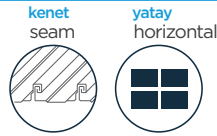
Uzunluk / Length	: 210 cm
Ebat / Dimensions	: 43x60 mm
Ağırlık / Weight	: 0,998 kg/m



KENET ÇATI PROFİLİ YATAY TAM BOY / STANDING SEAM PROFILE HORIZONTAL FULL LENGTH




Uzunluk / Length	: 175 cm
Ebat / Dimensions	: 43x60 mm
Ağırlık / Weight	: 0,998 kg/m



ETERNİT ÇATIYA UYGUN TAM BOY PROFİL / FULL SIZE PROFILE SUITABLE FOR FIBRE CEMENT ROOF




Uzunluk / Length	: 210 cm
Ebat / Dimensions	: 43x60 mm
Ağırlık / Weight	: 0,998 kg/m




ETERNİT ÇATIYA UYGUN TAM BOY PROFİL / FULL SIZE PROFILE SUITABLE FOR FIBRE CEMENT ROOF



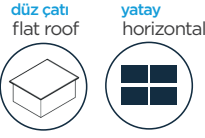
Uzunluk / Length	: 175 cm
Ebat / Dimensions	: 43x60 mm
Ağırlık / Weight	: 0,998 kg/m



DÜZ ÇATIYA UYGUN ÜÇGEN AYAK / MOUNTING STRUCTURE FOR FLAT ROOF



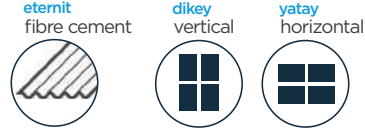
Uzunluk / Length : 85 cm
Ebat / Dimensions : 105x840x330 mm
Ağırlık / Weight : 1,32 kg/adet pcs
Eğim / Slope : 15°



ETERNİT ÇATI APARATI / FIBRE CEMENT ROOF APARATUS



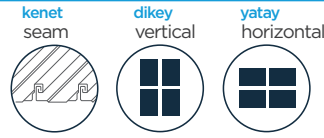
Uzunluk / Length : 5 cm
Ebat / Dimensions : 38x52 mm
Ağırlık / Weight : 1,13 kg/m
Uzunluk / Length : 5 cm
Ebat / Dimensions : 10,6x42 mm
Ağırlık / Weight : 0,386 kg/m



KENET ÇATI APARATI / STANDING SEAM ROOF APARATUS



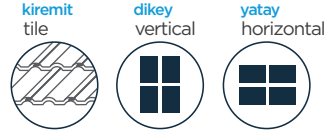
Uzunluk / Length : 5 cm
Ebat / Dimensions : 38x52 mm
Ağırlık / Weight : 1,13 kg/m
Uzunluk / Length : 5 cm
Ebat / Dimensions : 38x40 mm
Ağırlık / Weight : 3,14 kg/m



KİREMİT ÇATI PROFİLİ BİRLEŞTİRME APARATI / TILE ROOF PROFILE CONNECTION APARATUS



Uzunluk / Length : 15 cm
Ebat / Dimensions : 33x37 mm
Ağırlık / Weight : 0,797 kg/m



KİREMİT ÇATI KANCASI GALVANİZ / TILE ROOF HOOK GALVANIZED



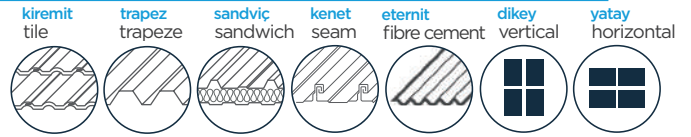
Uzunluk / Length : 18 cm
Ebat / Dimensions : 6,5x14 cm
Ağırlık / Weight : 0,4 kg/adet pcs



ORTA TUTUCU OMEGA BAĞLANTI KLEMPİ VİDA+PUL+SOMUN / MIDDLE CLAMP OMEGA CONNECTION CLAMP SCREW



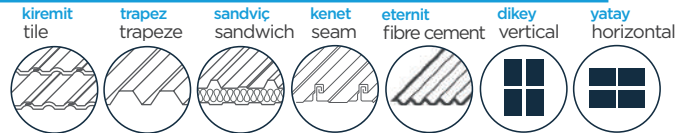
Uzunluk / Length : 6 cm
Ebat / Dimensions : 40x40 mm
Ağırlık / Weight : 0,731 kg/m



SONLANDIRICI-35'LİK BAĞLANTI KLEMPİ VİDA+PUL+SOMUN / END CLAMP 35-Z CONNECTION CLAMP SCREW



Uzunluk / Length : 6 cm
Ebat / Dimensions : 39x43 mm
Ağırlık / Weight : 0,791 kg/m




SANDVIÇ veya TRAPEZ PROFİLİNE UYGUN 2 ADET PERÇİN veya EJOT VİDA 10 CM BANT

SANDWICH or TRAPEZE PROFILE SUITABLE FOR 2pcs RIVET or EJOT SCREW 10 cm TAPE








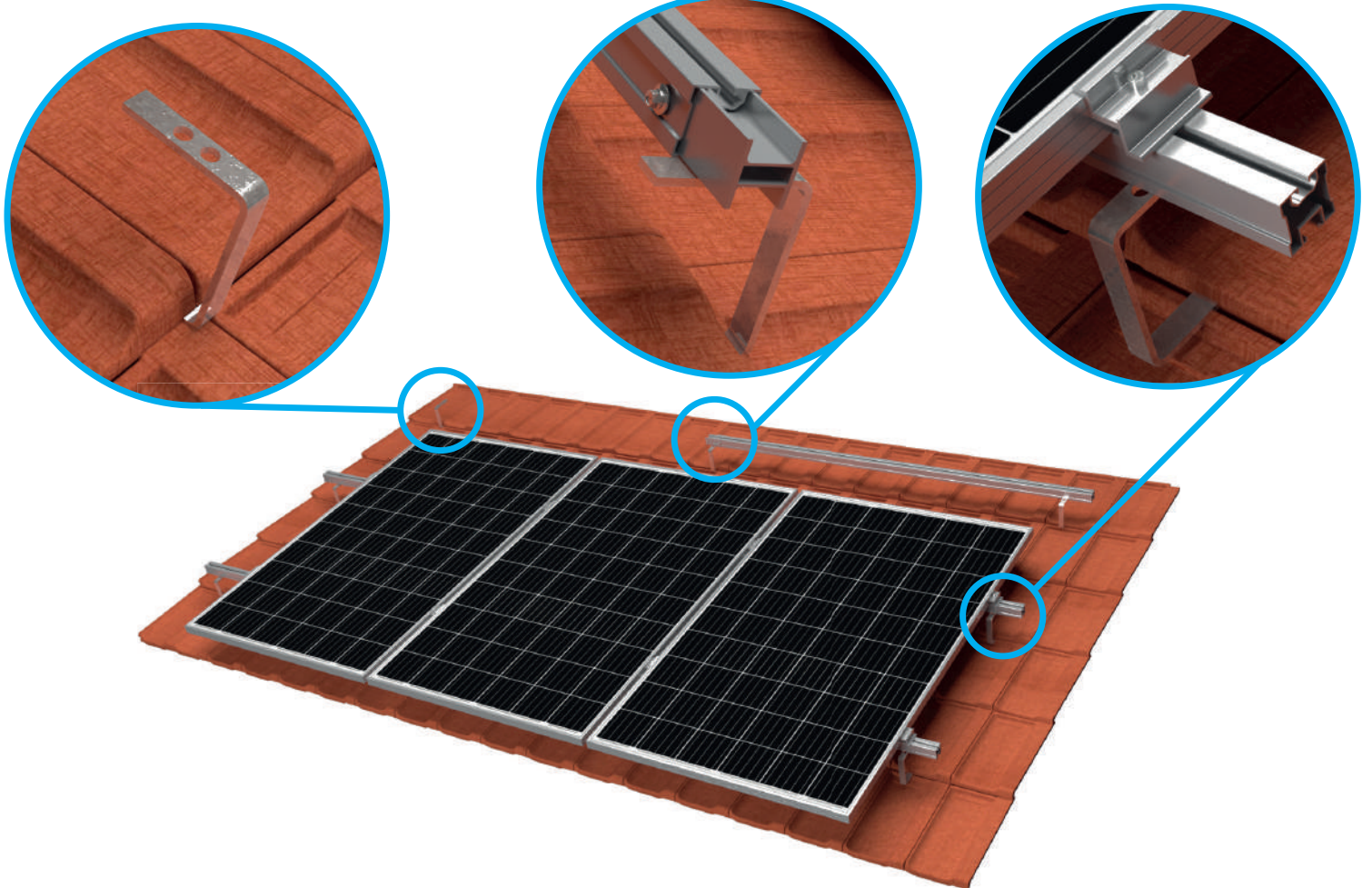
Bant / Band : 10 cm
Perçin / Rivet : 2 adet/pcs
Ejot / Ejot : 2 adet/pcs



ALÜMİNYUM KONSTRÜKSİYON SET SEÇİM TABLOSU






ALUMINUM CONSTRUCTION SET SELECTION TABLE

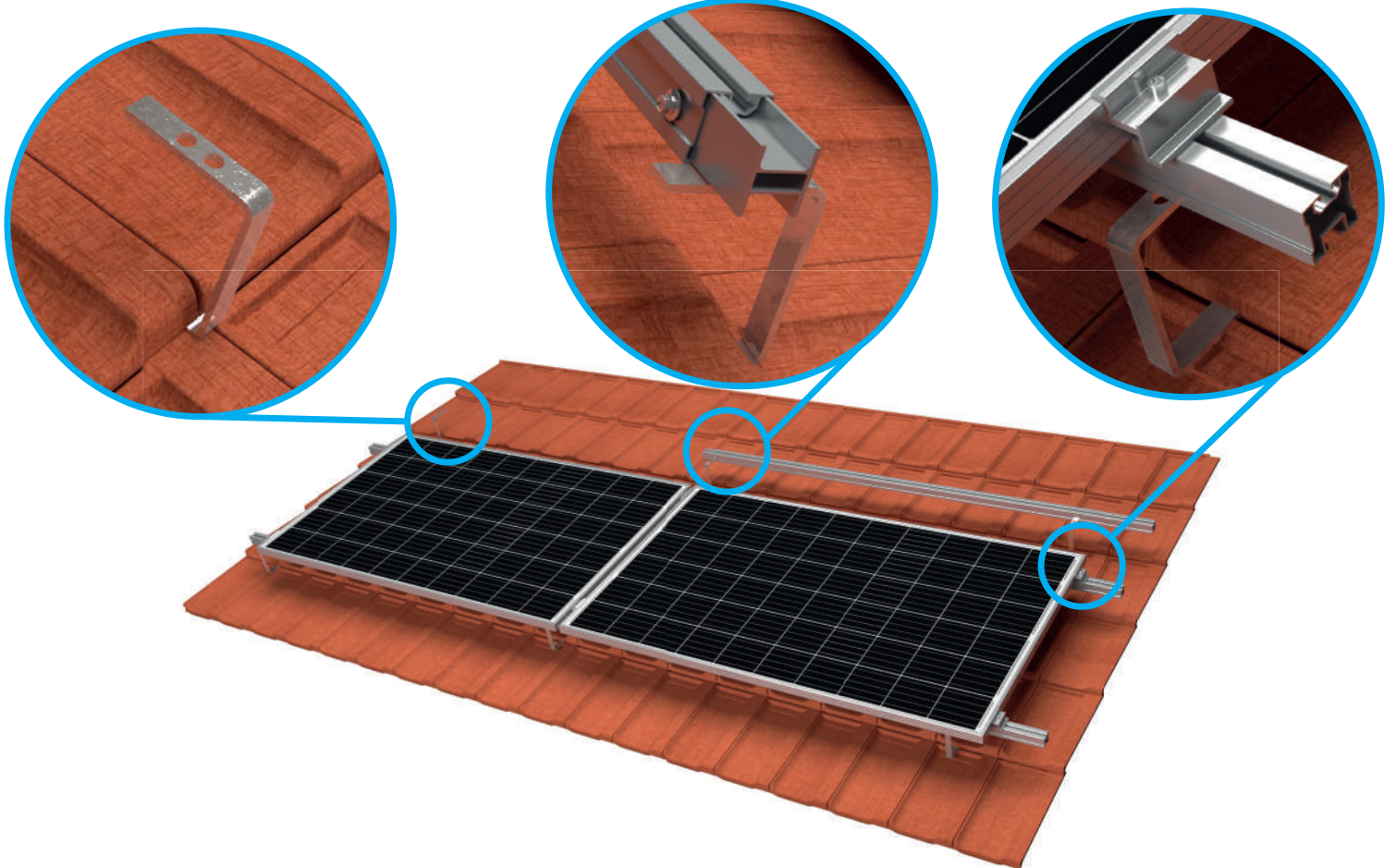
DIKEY KİREMİT ÇATI TİPİ VERTICAL TILE ROOF TYPE	ALÜMİNYUM SET 2 PANELLİ ALUMINUM SET 2 PANEL	ALÜMİNYUM SET 4 PANELLİ ALUMINUM SET 4 PANEL	ALÜMİNYUM SET 6 PANELLİ ALUMINUM SET 6 PANEL	ALÜMİNYUM SET 8 PANELLİ ALUMINUM SET 8 PANEL	ALÜMİNYUM SET 10 PANELLİ ALUMINUM SET 10 PANEL
 <p>KİREMİT ÇATI PROFİLİ DİKEY TAM BOY 210cm 40x40mm TILE ROOF PROFILE VERTICAL FULL SIZE 210cm 40x40mm</p>	2	4	6	8	10
 <p>KİREMİT ÇATI PROFİLİ BİRLEŞTİRME APARATI TILE ROOF PROFILE CONNECTION APARATUS</p>	0	2	4	6	8
 <p>KİREMİT ÇATI KANCASI GALVANİZ TILE ROOF HOOK GALVANIZED</p>	4	6	8	10	12
 <p>ORTA TUTUCU OMEGA BAĞLANTI KLEMPİ MIDDLE CLAMP OMEGA CONNECTION CLAMP</p>	2	6	10	14	18
 <p>SONLANDIRICI 35'lik Z BAĞLANTI KLEMPİ END CLAMP 35 Z CONNECTION CLAMP</p>	4	4	4	4	4



ALÜMİNYUM KONSTRÜKSİYON SET SEÇİM TABLOSU





ALUMINUM CONSTRUCTION SET SELECTION TABLE


YATAY KİREMİT ÇATI TİPİ HORIZONTAL TILE ROOF TYPE	ALÜMİNYUM SET 2 PANELLİ ALUMINUM SET 2 PANEL	ALÜMİNYUM SET 4 PANELLİ ALUMINUM SET 4 PANEL	ALÜMİNYUM SET 6 PANELLİ ALUMINUM SET 6 PANEL	ALÜMİNYUM SET 8 PANELLİ ALUMINUM SET 8 PANEL	ALÜMİNYUM SET 10 PANELLİ ALUMINUM SET 10 PANEL
 <p>KİREMİT ÇATI PROFİLİ DİKEY TAM BOY 175 cm 40x40 mm TILE ROOF PROFILE VERTICAL FULL SIZE 175 cm 40x40 mm</p>	4	8	12	16	20
 <p>KİREMİT ÇATI PROFİLİ BİRLEŞTİRME APARATI TILE ROOF PROFILE CONNECTION APARATUS</p>	2	6	10	14	18
 <p>KİREMİT ÇATI KANCASI GALVANİZ TILE ROOF HOOK GALVANIZED</p>	6	10	12	18	22
 <p>ORTA TUTUCU OMEGA BAĞLANTI KLEMPİ MIDDLE CLAMP OMEGA CONNECTION CLAMP</p>	2	6	10	14	18
 <p>SONLANDIRICI 35'lik Z BAĞLANTI KLEMPİ END CLAMP 35 Z CONNECTION CLAMP</p>	4	4	4	4	4



ALÜMİNYUM KONSTRÜKSİYON SET SEÇİM TABLOSU





ALUMINUM CONSTRUCTION SET SELECTION TABLE

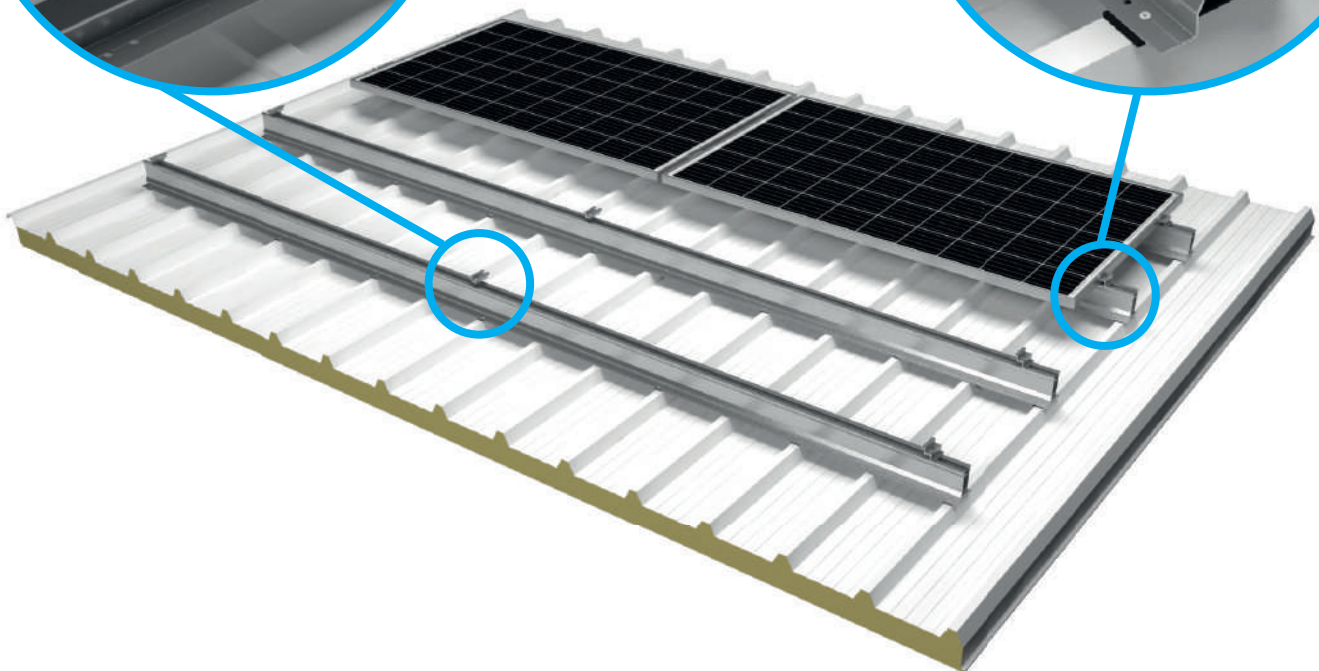

DİKEY SANDVIÇ & TRAPEZ ÇATI TİPİ VERTICAL SANDWICH & TRAPEZE ROOF TYPE	ALÜMİNYUM SET 2 PANELLİ ALUMINUM SET 2 PANEL	ALÜMİNYUM SET 4 PANELLİ ALUMINUM SET 4 PANEL	ALÜMİNYUM SET 6 PANELLİ ALUMINUM SET 6 PANEL	ALÜMİNYUM SET 8 PANELLİ ALUMINUM SET 8 PANEL	ALÜMİNYUM SET 10 PANELLİ ALUMINUM SET 10 PANEL
 <p>DİKEY SANDVIÇ & TRAPEZ ÇATI TİPİ VERTICAL SANDWICH & TRAPEZE ROOF TYPE</p>	Kesik Boy Short 6	10	14	18	22
	Tam Boy Long 2	4	6	8	10
 <p>ORTA TUTUCU OMEGA BAĞLANTI KLEMPI MIDDLE CLAMP OMEGA CONNECTION CLAMP</p>	2	6	10	14	18
 <p>SONLANDIRICI 35'lik Z BAĞLANTI KLEMPI END CLAMP 35 Z CONNECTION CLAMP</p>	4	4	4	4	4
 <p>2 ADET PERÇİN veya VİDA 10 cm BANT 2pcs RIVET or SCREW 10 cm TAPE</p>	20	40	60	80	100



ALÜMİNYUM KONSTRÜKSİYON SET SEÇİM TABLOSU






ALUMINUM CONSTRUCTION SET SELECTION TABLE

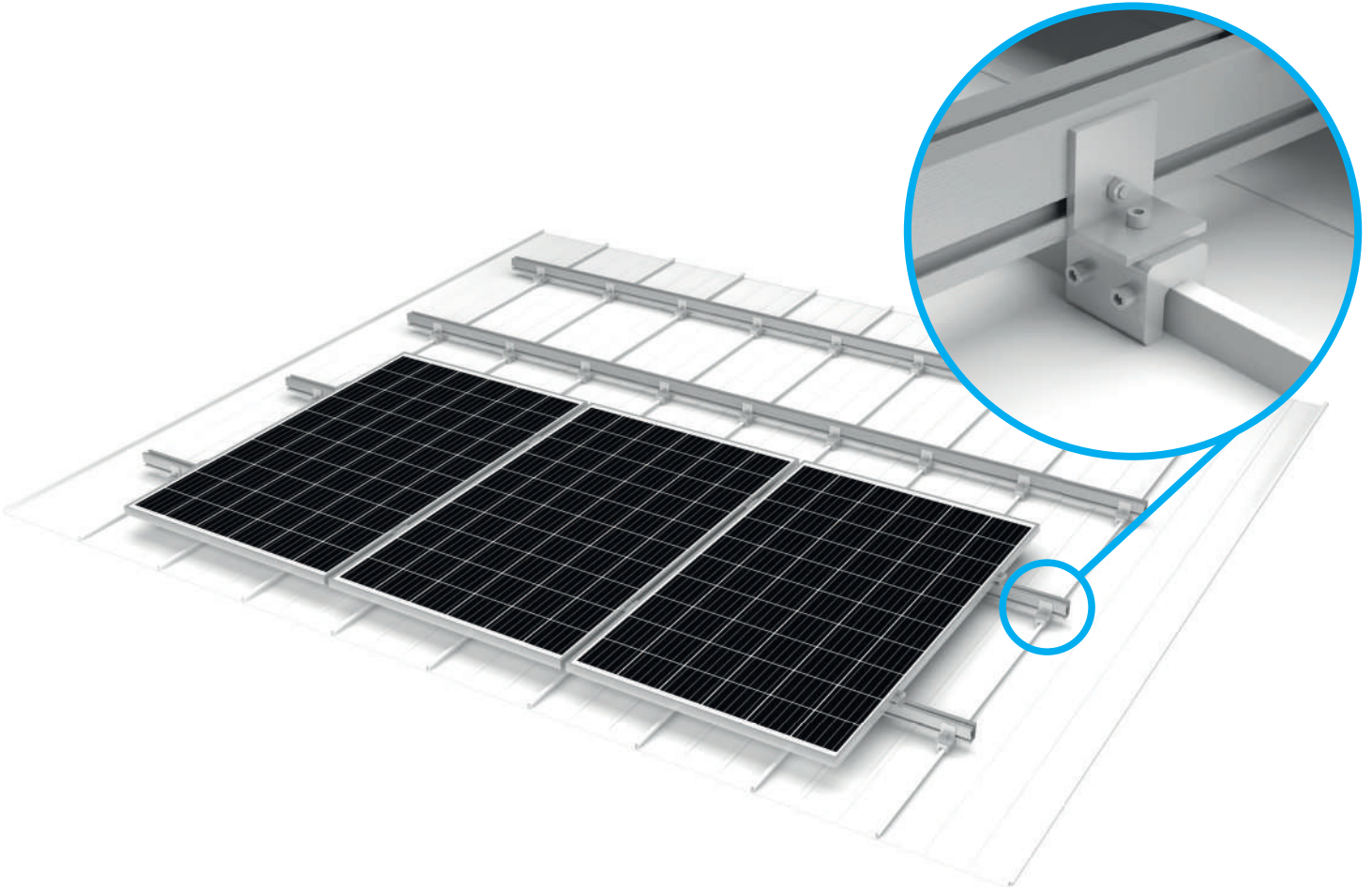
YATAY SANDVIÇ & TRAPEZ ÇATI TİPİ HORIZONTAL SANDWICH & TRAPEZE ROOF TYPE	ALÜMİNYUM SET 2 PANELLİ ALUMINUM SET 2 PANEL	ALÜMİNYUM SET 4 PANELLİ ALUMINUM SET 4 PANEL	ALÜMİNYUM SET 6 PANELLİ ALUMINUM SET 6 PANEL	ALÜMİNYUM SET 8 PANELLİ ALUMINUM SET 8 PANEL	ALÜMİNYUM SET 10 PANELLİ ALUMINUM SET 10 PANEL
 <p>YATAY veya DİKEY SANDVIÇ & TRAPEZ ÇATI TİPİ HORIZONTAL or VERTICAL SANDWICH & TRAPEZE ROOF TYPE</p>	Kesik Boy Short 6	10	14	16	22
	Tam Boy Long 4	8	12	16	20
 <p>ORTA TUTUCU OMEGA BAĞLANTI KLEMPI MIDDLE CLAMP OMEGA CONNECTION CLAMP</p>	2	6	10	14	18
 <p>SONLANDIRICI 35'lik Z BAĞLANTI KLEMPI END CLAMP 35 Z CONNECTION CLAMP</p>	4	4	4	4	4
 <p>2 ADET PERÇİN veya VİDA 10 cm BANT 2pcs RIVET or SCREW 10 cm TAPE</p>	Kesik Boy Short 24	40	56	72	88
	Tam Boy Long 24	32	44	60	76



ALÜMİNYUM KONSTRÜKSİYON SET SEÇİM TABLOSU






ALUMINUM CONSTRUCTION SET SELECTION TABLE


DİKEY KENET ÇATI TİPİ VERTICAL STANDING SEAM ROOF TYPE	ALÜMİNYUM SET 2 PANELLİ ALUMINUM SET 2 PANEL	ALÜMİNYUM SET 4 PANELLİ ALUMINUM SET 4 PANEL	ALÜMİNYUM SET 6 PANELLİ ALUMINUM SET 6 PANEL	ALÜMİNYUM SET 8 PANELLİ ALUMINUM SET 8 PANEL	ALÜMİNYUM SET 10 PANELLİ ALUMINUM SET 10 PANEL
 <p>KENET ÇATI PROFİLİ DİKEY TAM BOY 210 cm 43x60 mm S.SEAM ROOF PROFILE VERTICAL FULL SIZE 210 cm 43x60 mm</p>	2	4	6	8	10
 <p>KENET ÇATI APARATI STANDING SEAM ROOF APARATUS</p>	6	10	14	18	22
 <p>T-CİVATA T-BOLT</p>	6	10	14	18	22
 <p>ORTA TUTUCU OMEGA BAĞLANTI KLEMPİ MIDDLE CLAMP OMEGA CONNECTION CLAMP</p>	2	6	10	14	18
 <p>SONLANDIRICI 35'lik Z BAĞLANTI KLEMPİ END CLAMP 35 Z CONNECTION CLAMP</p>	4	4	4	4	4



ALÜMİNYUM KONSTRÜKSİYON SET SEÇİM TABLOSU






ALUMINUM CONSTRUCTION SET SELECTION TABLE



YATAY KENET ÇATI TİPİ HORIZONTAL STANDING SEAM ROOF TYPE	ALÜMİNYUM SET 2 PANELLİ ALUMINUM SET 2 PANEL	ALÜMİNYUM SET 4 PANELLİ ALUMINUM SET 4 PANEL	ALÜMİNYUM SET 6 PANELLİ ALUMINUM SET 6 PANEL	ALÜMİNYUM SET 8 PANELLİ ALUMINUM SET 8 PANEL	ALÜMİNYUM SET 10 PANELLİ ALUMINUM SET 10 PANEL
 <p>KENET ÇATI PROFİLİ DİKEY TAM BOY 175 cm 43x60 mm S.SEAM ROOF PROFILE VERTICAL FULL SIZE 175 cm 43x60 mm</p>	4	8	12	16	20
 <p>KENET ÇATI APARATI STANDING SEAM ROOF APARATUS</p>	10	18	26	34	42
 <p>T-CİVATA T-BOLT</p>	10	18	26	34	42
 <p>ORTA TUTUCU OMEGA BAĞLANTI KLEMPİ MIDDLE CLAMP OMEGA CONNECTION CLAMP</p>	2	6	10	14	18
 <p>SONLANDIRICI 35'lik Z BAĞLANTI KLEMPİ END CLAMP 35 Z CONNECTION CLAMP</p>	4	4	4	4	4



ALÜMİNYUM KONSTRÜKSİYON SET SEÇİM TABLOSU






ALUMINUM CONSTRUCTION SET SELECTION TABLE



DİKEY ETERNİT ÇATI TİPİ VERTICAL FIBRE CEMENT ROOF TYPE	ALÜMİNYUM SET 2 PANELLİ ALUMINUM SET 2 PANEL	ALÜMİNYUM SET 4 PANELLİ ALUMINUM SET 4 PANEL	ALÜMİNYUM SET 6 PANELLİ ALUMINUM SET 6 PANEL	ALÜMİNYUM SET 8 PANELLİ ALUMINUM SET 8 PANEL	ALÜMİNYUM SET 10 PANELLİ ALUMINUM SET 10 PANEL
 ETERNİT ÇATI PROFİLİ FIBRE CEMENT ROOF PROFILE	2	4	6	8	10
 ETERNİT ÇATI APARATI FIBRE CEMENT ROOF APARATUS	6	10	14	18	22
 T-CİVATA T-BOLT	6	10	14	18	22
 ORTA TUTUCU OMEGA BAĞLANTI KLEMPİ MIDDLE CLAMP OMEGA CONNECTION CLAMP	2	6	10	14	18
 SONLANDIRICI 35'lik Z BAĞLANTI KLEMPİ END CLAMP 35 Z CONNECTION CLAMP	4	4	4	4	4



ALÜMİNYUM KONSTRÜKSİYON SET SEÇİM TABLOSU





ALUMINUM CONSTRUCTION SET SELECTION TABLE

YATAY ETERNİT ÇATI TİPİ HORIZONTAL FIBRE CEMENT ROOF TYPE	ALÜMİNYUM SET 2 PANELLİ ALUMINUM SET 2 PANEL	ALÜMİNYUM SET 4 PANELLİ ALUMINUM SET 4 PANEL	ALÜMİNYUM SET 6 PANELLİ ALUMINUM SET 6 PANEL	ALÜMİNYUM SET 8 PANELLİ ALUMINUM SET 8 PANEL	ALÜMİNYUM SET 10 PANELLİ ALUMINUM SET 10 PANEL
 ETERNİT ÇATI PROFİLİ FIBRE CEMENT ROOF PROFILE	4	8	12	16	20
 ETERNİT ÇATI APARATI FIBRE CEMENT ROOF APARATUS	10	18	26	34	42
 T-CİVATA T-BOLT	10	18	26	34	42
 ORTA TUTUCU OMEGA BAĞLANTI KLEMPİ MIDDLE CLAMP OMEGA CONNECTION CLAMP	2	6	10	14	18
 SONLANDIRICI 35'lik Z BAĞLANTI KLEMPİ END CLAMP 35 Z CONNECTION CLAMP	4	4	4	4	4



ALÜMİNYUM KONSTRÜKSİYON SET SEÇİM TABLOSU

ALUMINUM CONSTRUCTION SET SELECTION TABLE

DÜZ ÇATIYA UYGUN ÜÇGEN AYAK MOUNTING STRUCTURE FOR FLAT ROOF	ALÜMİNYUM SET 2 PANELLİ ALUMINUM SET 2 PANEL	ALÜMİNYUM SET 4 PANELLİ ALUMINUM SET 4 PANEL	ALÜMİNYUM SET 6 PANELLİ ALUMINUM SET 6 PANEL	ALÜMİNYUM SET 8 PANELLİ ALUMINUM SET 8 PANEL	ALÜMİNYUM SET 10 PANELLİ ALUMINUM SET 10 PANEL
 <p>DÜZ ÇATIYA UYGUN ÜÇGEN AYAK MOUNTING STRUCTURE FOR FLAT ROOF</p>	3	5	7	9	11
 <p>ORTA TUTUCU OMEGA BAĞLANTI KLEMPİ MIDDLE CLAMP OMEGA CONNECTION CLAMP</p>	2	6	10	14	18
 <p>SONLANDIRICI 35'lik Z BAĞLANTI KLEMPİ END CLAMP 35 Z CONNECTION CLAMP</p>	4	4	4	4	4
 <p>M6 İMBUS CIVATA İMBUS BOLT</p>	12	20	28	36	44

